

2nd EDITION

Sarah Phillips

Kirstie Grainger

Michaela Morgan

Mary Slattery

INCRECIBLE ENGLISH

★ Class Book



1

OXFORD



Author **Sarah Phillips is an expert in CLIL** (Content and Language Integrated Learning) and how the brain learns.

“The more children interact with the materials, the teacher and each other, the more they will learn.”

Walk into an **INCREDIBLE ENGLISH** classroom and there is a buzz ... you could find children acting out a story, using a Venn diagram or finishing a project **confidently in English**.

The trusted methodology is based on things that children love. Stories in every unit pull them into the new language, and songs, games, acting out and craft activities give their brains plenty of practice. The Activity Book really makes them think to help them remember more.

Children also love to learn relevant things. A colourful lesson in every unit uses **English as a vehicle to teach other subjects** where they develop skills needed as part of their **general education** whilst improving their use of English.

All levels have an incredible range of support items to help children interact with English in many fun ways.

This second edition gives the class even more ...

- ☆ A **new Starter Level**
- ☆ More **support for storytelling**
- ☆ More **reading texts** and personalized **writing tasks**
- ☆ More support for the **Cambridge YLE Tests** with a **NEW testing programme**
- ☆ More **skills development activities** for speaking and writing
- ☆ More **grammar practice** and **language support**



2nd EDITION

INCREDBLE ENGLISH

Class Book

1

	Language summary	2
1	Hello, Mr Fixit!	3
2	The school show	11
3	The picnic	19
	Me and my world & Revision	27
4	The toy cupboard	29
5	Puppets	37
6	At the farm	45
	Me and my world & Revision	53
7	At the park	55
8	New clothes	63
9	House and home	71
	Me and my world & Revision	79
	Festivals	81
	Songs and chants	84
	CYL Starters practice	88

Sarah Phillips

Kirstie Grainger Michaela Morgan Mary Slattery

OXFORD
UNIVERSITY PRESS



Language summary

1 Hello, Mr Fixit!

Hello. Goodbye. Bye.
What's your name? I'm ...
My favourite colour's ...
What colour is ...? It's ...
How many ...?

Characters: Fred Flo Titch
Poppy Bing Mr Fixit Norton
Colours: red blue green
yellow black white orange
purple brown pink grey
Numbers: 1 to 12
Shapes: big small triangle
square rectangle circle

2 The school show

How old are you? I'm ...
Who's this? This is my ...
Well done!

Family members: Mum Dad
Grandma Grandpa brother
sister aunt uncle cousin
People: man woman girl boy
Other: family seat photo
picture

3 The picnic

I've got ...
Please
Thank you / Thanks
Pass me ...
Here you are!
My favourite!

Food and drink: apple banana
orange cake juice fizzy drink
biscuit sandwich yoghurt
chocolate bar sugar cereal bar
carrot milk bread roll
Other: lunch picnic naughty
swap clean dirty good bad

4 The toy cupboard

Where's my ...?
It's here. / It isn't here.
Put the ... away!
My turn / Your turn
It's made of ...

Toys: car doll ball robot
teddy train bike plane
computer puppet
Materials: plastic wood metal
fabric
Other: share play sing read

5 Puppets

It's got ...
Where's the ...?
What colour ... have you got?

Parts of the body: head body
arms legs hands feet fingers
toes
Parts of the face: face hair
eyes nose mouth ears
Other: move puppet clap
stretch touch red (hair)
blonde (hair)

6 At the farm

I like ...
I don't like ...
Let's ...

Animals: dog cat hen duck
cow sheep goat horse
donkey rabbit
Baby animals: foal lamb
puppy kitten chick
Other: farm scared of feed
brush walk stroke

7 At the park

I can ... / I can't ...
Can you ...? Yes / No
He / She can ...
How old is he / she?

Actions: run jump walk hop
fly ride a bike kick a ball climb
a tree juggle throw a frisbee
Abilities: swim talk draw
read write
Other: gate exercise
turn around Happy birthday!

8 New clothes

I'm wearing ...
What have you got?
*What's the weather
like?*
It's ...

Clothes: dress T-shirt shorts
trousers jumper skirt shoes
socks hat jacket
Weather: hot cold windy
raining cloudy
Other: clothes new pair of
clown stamp slap tap

9 House and home

Where's ...?
He's / She's in the ...
What colour is ...?
Can I help?

Parts of a house: living room
kitchen bathroom bedroom
hall garage garden
Places in a town: house bus
stop shop school park
cinema
Other: washing up tidying up
cleaning up

1

Hello, Mr Fixit!

1 Look and say. Listen and find.  1.1

2 Listen and say.  1.2

Norton

WELCOME BACK TO SCHOOL!

Mr Fixit

Titch

Flo

Poppy

Fred




Bing




1 Listen and point.  1.5




I'm Titch!





2 Find and number. Say.



3 Listen again and act.  1.5




1 Listen and find. 1.6

2 Listen and repeat. 1.7

What's your name? I'm Fred.
My favourite colour's brown.



3 Listen and follow. Say the names. 1.8 Listen again and repeat.



1 Listen and sing.  1.14

 Song

Stand up now.



Sit down now.



Line up now.



Say goodbye!



Shapes

1 Look and say.



a big circle




a small circle



a big square



a small square



a big triangle



a small triangle




a big rectangle






a small rectangle


2 Listen and find. Count and say.  1.15



1 Make a shape picture.



1 Listen and point.  1.16 Listen again and repeat.




2 Listen, point and say.  1.17 Now it's your turn.

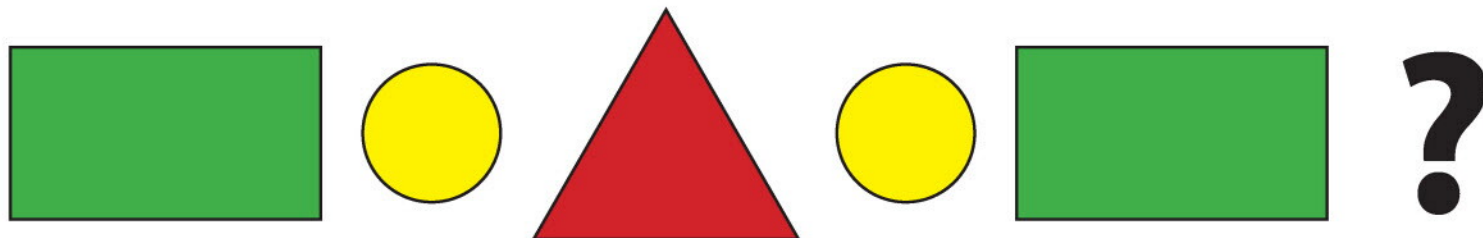
Pink, black, brown, pink, black.

Brown!

1



2



3



4



2

The school show

1 Look and say. Listen and find.  1.21



2 Listen and sing.  1.22





1 Listen and point.  1.26




Abacadabra!







2 Find and number. Say.


















3 Listen again and act.  1.26

1 Listen, find and say the numbers.  1.27
Listen again and repeat.

 How old are you?
I'm 6.



2 Listen and follow. Say the colour.  1.28


1 Listen and sing.  1.31

Song



People and art

1 Look and say.



man

woman

More haste less speed
Arthur John Elsley

boy

girl

Head over tails
(renamed by William Lever) Dorothy Tennant

2 Listen and find. 1.33



2

3



The Hornby Train
Claude Maurice Rogers

Family in the Park
Colin Bootman

4




1 Make a picture and a frame.



Colour.



Cut out.



Draw.

Say.



1 Listen and point.  1.36 Listen again and repeat.



2 Listen and say the number.  1.37 Now it's your turn.

1 What's your name? Emir
How old are you? 7.
Number 3!

2 Sarah 7 Dan 6

3 Emir 7

4 Ella 6

5 Jacob 8

6 Maria 5

3 The picnic

- 1 Look and say. Listen and find.  1.41
- 2 Listen and say.  1.42



chocolate bar

cake

yoghurt

fizzy drink

juice

sandwich

FRED

TITCH

FLO

biscuit

banana




orange

apple

1 Listen and point.  1.46




Naughty Norton!





2 Find and number. Say.



3 Listen again and act.  1.46



1 Listen and find the food. Say the names.  1.47





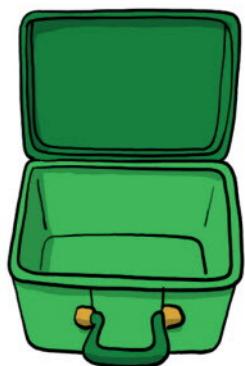

I've got an apple!



2 Listen and say the colours.  1.48 Listen again and repeat.

I've got a cake. I've got a biscuit.

Red!



1 Listen and sing.  1.53

Song

Wash your hands,
it's time for tea.

Show me your
hands now.
What dirty hands!

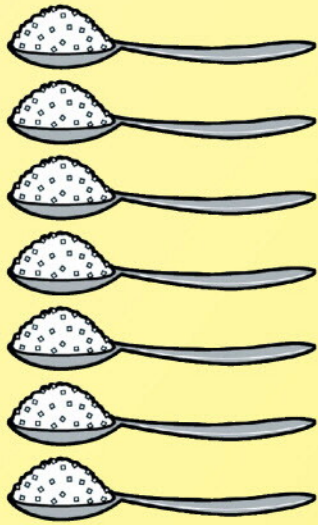


Show me your hands now.
What clean hands!

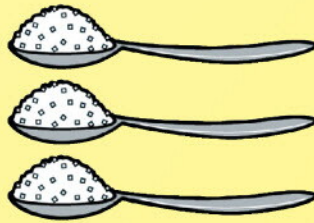


Sugar in food and drink


- 1 Look and say.
- 2 Listen and find. Count and say.  1.55



fizzy drink



orange juice



chocolate bar




bread roll





cereal bar




banana




carrot




1 Make a spoon.



1 Listen and point.  1.56 Listen again and repeat.




cakes



carrots




cousins



yellow

yoghurt

2 Listen and point.  1.57 Now it's your turn.



Me and my world



1 Read and number.

2 Read again, listen and check.  1.61



Hello! My name's Linda. I'm from Cape Town, in South Africa. I'm six. I've got a sister. My favourite colour is blue.





Hello! My name's Isabel. I'm from Rio, in Brazil. My favourite colour is red. I've got a big brother and a big sister. I'm five.

Hello! My name's Haluk. I'm from Istanbul, in Turkey. I've got a little sister. My favourite colour is orange. I'm six.



Hello! My name's Rebecca. I'm seven. I'm from London, in England. My favourite colour is purple. I've got a brother.



Start



Finish



4 The toy cupboard

1 Look and say. Listen and find. 🎧 2.1

2 Listen and sing. 🎵 2.2




1 Listen and point.  2.5




Where's my teddy?





2 Find and number. Say.



3 Listen again and act.  2.5

1 Listen and find. Say the names.  2.6




Where's my robot?
It's here. / It isn't here.




2 Listen and tick ✓ or cross ✗.  2.7 Listen again and repeat.
















1 Listen and sing.  2.10

Song



Come and share a toy with me.

Come and sing a song with me.

Come and read a book with me.

Come and play a game with me.

What are toys made of?

1 Look and say.

2 Listen and find.  2.12



plastic

5



It's made of plastic.

8

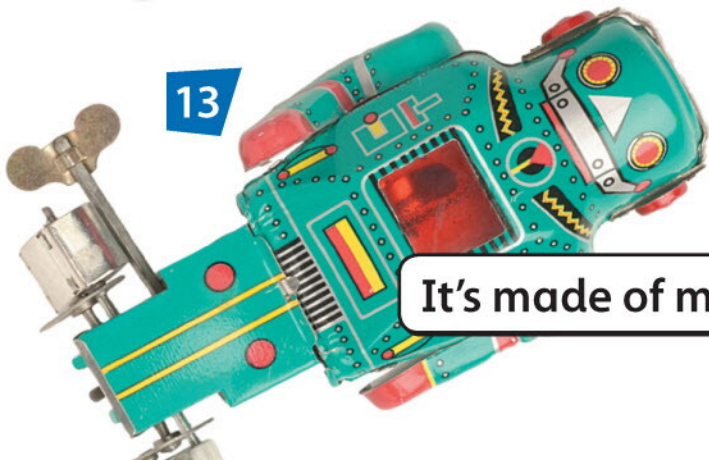


9



metal


13



It's made of metal.

1 Make a spinner.

Draw and colour.



Cut out.




Put it together.



Play.



1 Listen and point.  2.15 Listen again and repeat.



red robot



plastic plane

2 Listen and follow.  2.16 Now it's your turn.



Where's my puppet?


It's here.

It isn't here.

5

Puppets


- 1 Look and say. Listen and find.  2.18
- 2 Listen and sing.  2.19



1 Listen and point.  2.21



The puppet box





2 Find and number. Say.





3 Listen again and act. 2.21



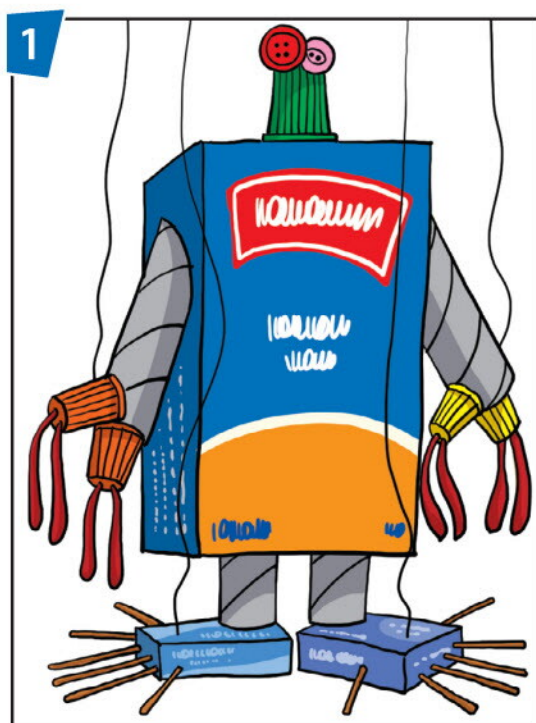
1 Listen and say *True* or *False*.  2.22



It's got a big head.
It's got three arms.



2 Listen and say the number.  2.23



1 Listen and sing.  2.26

Song

Clap your hands.



Stretch up high and touch the sky.



Clap in twos.







Clap in fours.





Block graphs

1 Look and say.

2 Listen and find.  2.27




1 Make paper people.



Eye colour in class 1



1 Listen and point.  2.28 Listen again and repeat.



hands head hair



five fingers four feet

2 Listen and say the number.  2.29 Now it's your turn.


It's got black hair and blue eyes.
It's got red arms and blue legs.

Number 1!

1



2



3



4



6

At the farm





1 Look and say. Listen and find.  2.31

2 Listen and sing.  2.32




1 Listen and point.  2.35 

Animals








2 Find and number. Say.





















3 Listen again and act.  2.35

1 Listen, find and say the names.  2.36
Listen again and repeat.


I like ducks.
I don't like sheep.




2 Listen and follow. Say who.  2.37

1 Listen and sing.  2.40

Song

I've got a dog.



Let's feed the dog.



Let's brush the dog.



Let's walk the dog.




Let's stroke the dog.



Baby animals

- 1 Look and say. 2 Listen and find.  2.42



1 Make an animal book.

3

dog

puppy

5

sheep


lamb

Colour.


Write.

Fold.

Say.



























1 Listen and point.  2.44 Listen again and repeat.



2 Listen and say who.  2.45 Now it's your turn.

I don't like puppies.
I like goats.

You're Maria!

				
 Jacob				
 Dan				
 Maria				
 Ella				

Me and my world



1 Read and number.

2 Read again, listen and check.  2.47



Hello! My name's Li. I'm from China. This is a Mandarin duck. It's from China too. It's my favourite animal. You can see Mandarin ducks in zoos and parks.





Hi! I'm Sally. I'm from Canada. I like dogs, they are my favourite animal. My dog is black and white. She's got blue eyes.

Hello! My name's Caleb. I'm from Dubai. I love horses. I've got a horse. He's brown and he's got a white nose. He's got a long brown tail too.

Hello! I'm Meg. I'm from Scotland. This is my cow, Mabel and her calf, Toby. Mabel has got long hair and very long horns! Toby is one, he's sweet!



Start



Finish

7

At the park

1 Look and say. Listen and find.  2.50

2 Listen and say.  2.51



kick a ball

ride a bike

walk

throw a frisbee

hop

juggle

fly

climb a tree



jump

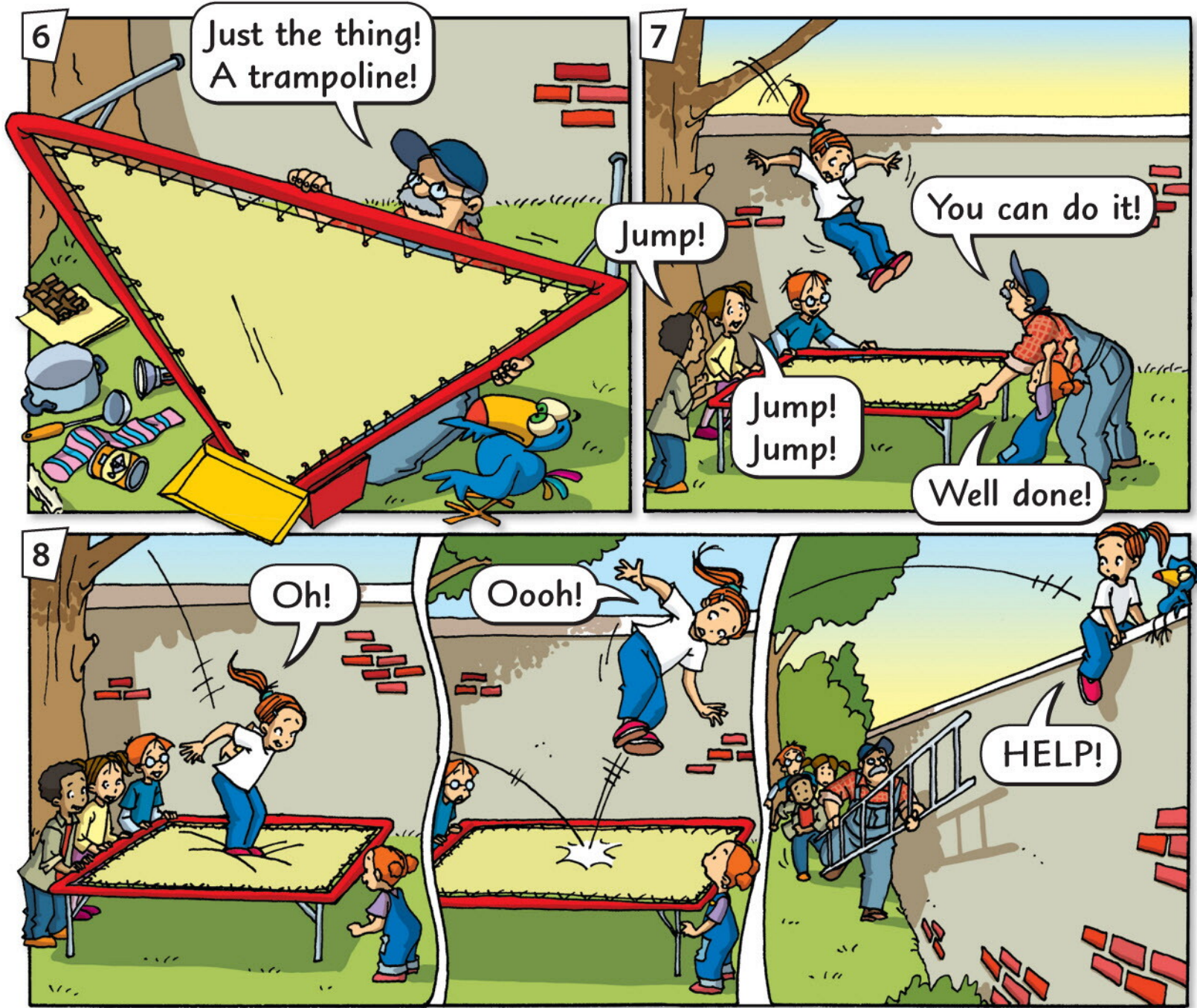
run

1 Listen and point.  2.54

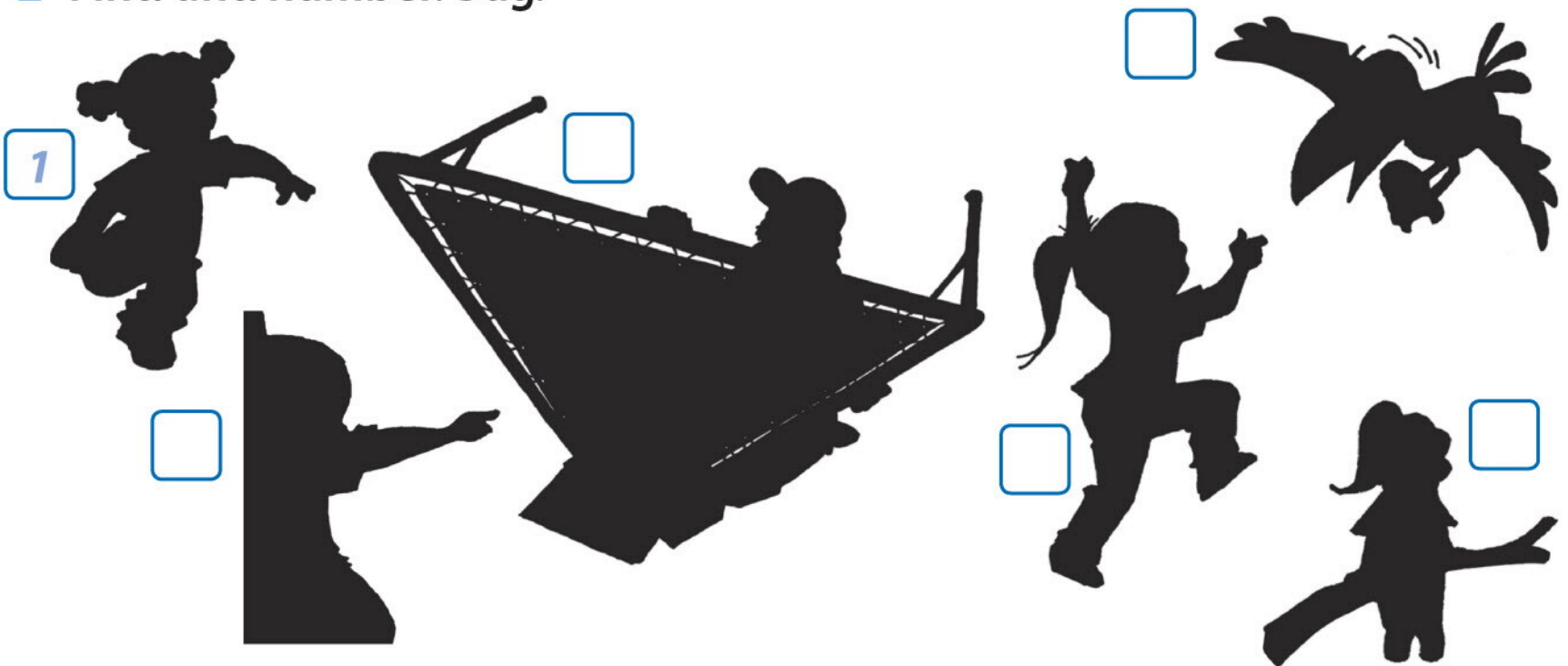


Playing in the park





2 Find and number. Say.



3 Listen again and act.  2.54


1 Listen, find and say the names.  2.55
Listen again and repeat.



I can climb. I can't juggle.
Can you fly? Yes / No.



2 Listen and follow. Say **Yes** or **No**.  2.56



1 Listen and sing.  2.59

Song



Exercise is lots of fun.



Jump, jump, jump,
up and down!

Touch your toes!



Turn around!

Growing up





1 Look and say.



2 Listen, find and say. 2.60



1 Make a photo album.



1 Listen and point.  2.62 Listen again and repeat.



read

run



woods

where

walk

2 Ask and answer.

Can you ride a bike?

Yes.

No.



8 New clothes

1 Look and say. Listen and find.  3.1


2 Listen and sing.  3.2



1 Listen and point.  3.5




Poppy's party





2 Find and number. Say.




3 Listen again and act.  3.5



1 Listen and follow. Say the names.  3.6
Listen again and repeat.

I'm wearing a grey T-shirt.



2 Listen and say *True* or *False*.  3.7



1 Listen and sing.  3.10

Song

Stamp your feet!




Clap your hands!



Slap your legs!




Tap your nose!



The weather in art

1 Look and say. 2 Listen, find and say.  3.12



It's raining.



It's cloudy.



It's cold.

- 1 *Bridge, Sudden Shower at Atake*
Ando Hiroshige
- 2 *Clouds*
Thomas Cooper Gotch
- 3 *Wind*
Georges Barbier
- 4 *Bitter Cold*
Dale William Nichols
- 5 *The Sun*
Edvard Munch


1 Make a weather mobile.

3




It's windy.

5




It's hot.


Colour and write.



Cut out.



Fold and stick.



Say.



1 Listen and point.  3.13 Listen again and repeat.



she shoes shorts



Joe jacket jumper

2 Listen and find.  3.14 Now it's your turn.



I'm wearing a pink jumper and black shoes. I'm wearing blue trousers.

9 House and home

1 Look and say. Listen and find.  3.16

2 Listen and say.  3.17



bedroom

bathroom

living room

hall

kitchen

garage

garden

1 Listen and point.  3.20




Norton's missing!





2 Find and number. Say.





3 Listen again and act. 3.20



1 Listen and say the names.  3.21
Listen again and repeat.

2 Listen and answer the questions.  3.22

Where's Fred? He's in the bedroom.
Where's Flo? She's in the kitchen.



1 Listen and sing.  3.24

We're in the kitchen, washing up.

Song




We're in the bedroom, tidying up.

We're in the bathroom, cleaning up.



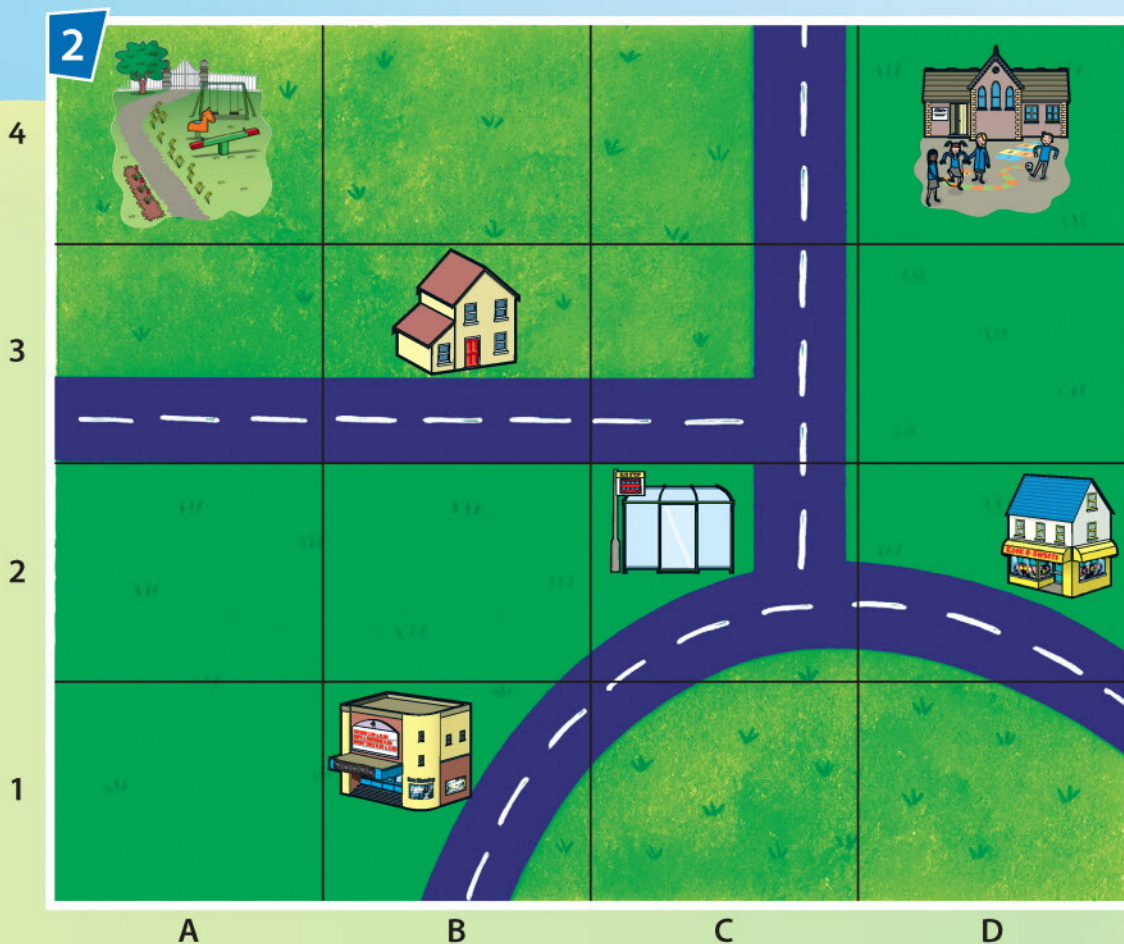
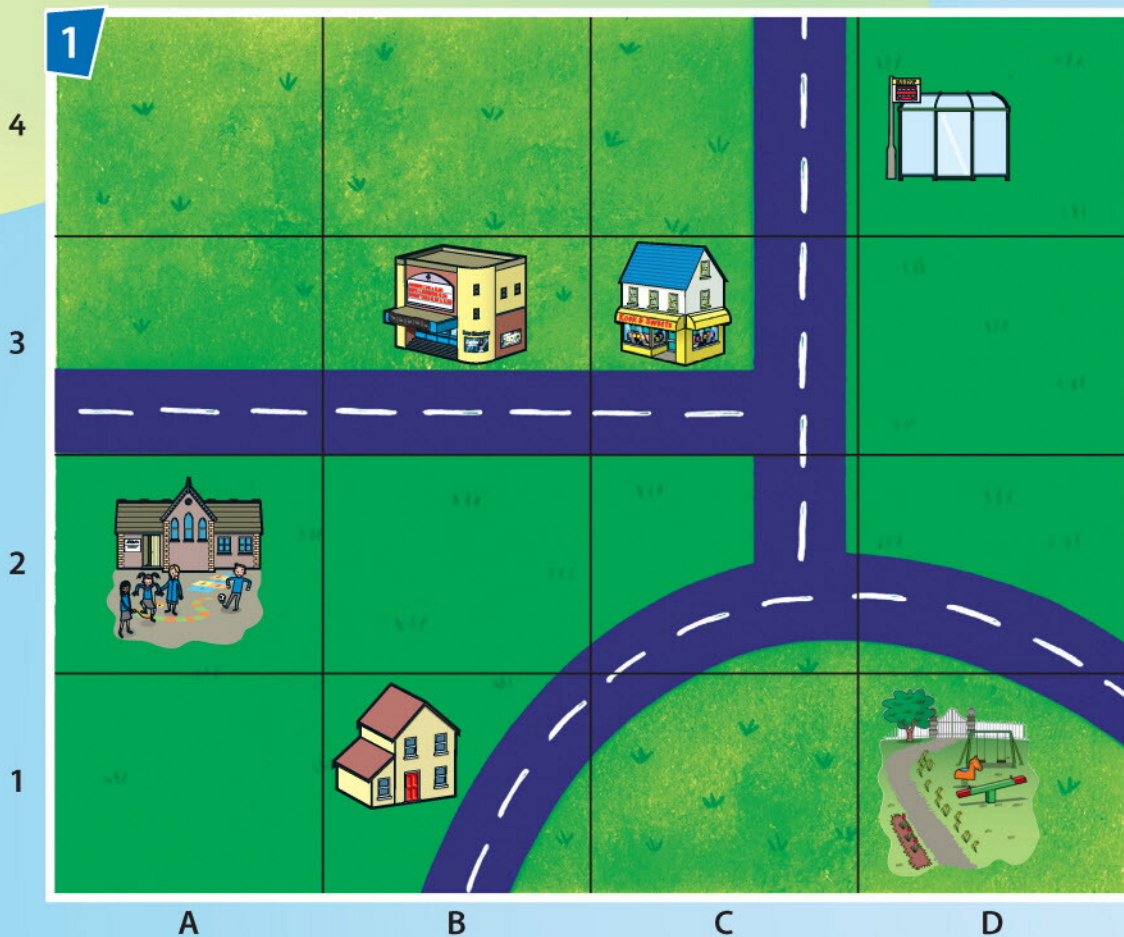
Everything is tidy. We can play!



Maps

1 Look and say.

2 Listen, find and say.  3.26



1 Make a house.



school



cinema




house


Colour.



Cut out.




Fold and stick.



Make a street.



1 Listen and point.  3.27 Listen again and repeat.



garage

girl



goat

garden



lamb

living room

2 Listen and answer.  3.28 Now it's your turn.




Dad



Mum



Grandma



Grandpa

Where's Dad?

He's in the garden.




Ava



Maisy



Luke



Alex

Me and my world



1 Read and number.

2 Read again, listen and check.  3.30

Japan



4



West Indies

2



Thailand

3



Mexico

Hello! My name's Hiroko. I'm wearing our traditional costume. It's brown and blue. The jacket is big.



Hello! My name's Emilio. This is our traditional costume. I'm wearing black trousers, a white shirt, a red belt and a small black and white jacket. The hat is fantastic.

Hello! My name's Ruth. I'm wearing a white shirt and a skirt. My skirt has got lots of colours. It's red, yellow, green and white. I'm wearing a hat too. This is our traditional costume.

Hello! My name's Mae. I'm wearing our traditional costume. I'm wearing a blue and pink dress and black trousers. I love my clothes!



Start



Finish



Happy Peace Day!



1 Read. Look at the picture and say what's missing.

red

yellow

blue

violet

orange

green


indigo



2 Listen and find the colours.  3.33

Happy Christmas!


1 Listen and find the cards. Say the numbers.  3.34



2 Listen and sing.  3.35

Happy Mother's Day!

1 Listen and find.  3.36



2 Listen, find and say the names.  3.37



Songs and chants

Unit 1

Page 3



1.2

Stand up, Fred,
Stand up, Flo,
Stand up, Bing ... OK!
Stand up, Poppy,
Stand up, Titch,
Now let me hear you say ... hello!

Page 7



1.14

Listen children, stand up now,
Stand up now, stand up now,
Listen children, stand up now,
Are you ready? Shh shh.

Listen children, sit down now,
Sit down now, sit down now,
Listen children, sit down now,
Are you ready? Shh shh.

Listen children, line up now,
Line up now, line up now,
Listen children, line up now,
Are you ready? Shh shh.

Listen children, say goodbye,
Say goodbye, say goodbye,
Listen children, say goodbye,
Are you ready? Shh shh.

Unit 2

Page 11



1.21

Aunt and uncle, aunt and uncle,
Dad and Mum, Dad and Mum,
Brother, sister, cousin,
Brother, sister, cousin,
In row one, in row one.

Page 15



1.31

The curtains at the show go swish ... swish,
Swish ... swish, swish ... swish.

The curtains at the show go swish ... swish,
All night long.

The Mums at the show all clap their hands,
Clap their hands, clap their hands.

The Mums at the show all clap their hands,
All night long.

The Dads at the show say Good luck, kids!
Good luck, kids! Good luck, kids!

The Dads at the show say Good luck, kids!
All night long.

The uncles at the show say Well done, kids!
Well done, kids! Well done, kids!

The uncles at the show say Well done, kids!
All night long.

The aunts at the show say Very good!
Very good! Very good!

The aunts at the show say Very good!
All night long.

The curtains at the show go swish ... swish,
Swish ... swish, swish ... swish.

The curtains at the show go swish ... swish,
All night long.

Unit 3

Page 19



1.42

Apples, apples,
Juice and yoghurt, juice and yoghurt,
Biscuits and cakes, biscuits and cakes,
Oranges and chocolate bars,
Oranges and chocolate bars,
Fizzy drinks, fizzy drinks, fizzy drinks,
Whoosh!

Page 23 Time for tea, time for tea,
1.53 Wash your hands, it's time for tea.
I've got a sandwich, I've got juice.
I've got an apple and a chocolate mousse!

Show me your hands now.
What dirty hands!
Show me your hands now.
What dirty hands!

Time for tea, time for tea,
Wash your hands, it's time for tea.
I've got a sandwich, I've got juice.
I've got an apple and a chocolate mousse!

Show me your hands now.
What clean hands!
Show me your hands now.
What clean hands!

Time for tea, time for tea,
Come and eat, it's time for tea!

Unit 4

Page 29 Doll, robot, car and train, car and train,
2.2 Doll, robot, car and train, car and train,
Bike and ball and teddy and plane,
Doll, robot, car and train, car and train.



Page 33 Come and share a toy with me,
2.10 Come and share a toy with me.
Your turn, my turn,
Come and share a toy with me.

Come and sing a song with me,
Come and sing a song with me.
Your turn, my turn,
Come and sing a song with me.

Come and read a book with me,
Come and read a book with me.
Your turn, my turn,
Come and read a book with me.


Come and play a game with me,
Come and play a game with me.
Your turn, my turn,
Come and play a game with me.

Unit 5

Page 37 Fingers, hands, keep moving,
2.19 Fingers, hands, keep moving,
Fingers, hands, keep moving,
We're puppets in a show!

Fingers, hands, feet, keep moving,
Fingers, hands, feet, keep moving,
Fingers, hands, feet, keep moving,
We're puppets in a show!


Fingers, hands, feet, head, keep moving,
Fingers, hands, feet, head, keep moving,
Fingers, hands, feet, head, keep moving,
We're puppets in a show!

Page 41 Clap your hands,
 2.26 Clap your hands,
Stretch up high and touch the sky,
And clap your hands.

Clap in twos,
Clap in twos,
Stretch up high and touch the sky,
And clap in twos.


Clap in fours,
Clap in fours,
Stretch up high and touch the sky,
And clap in fours.

Unit 6

Page 45 I've got a cow and a sheep on my farm,
 2.32 I've got a cow and a sheep on my farm,
I've got a cow and a sheep on my farm,
And I've got a donkey.


I've got a dog and a cat on my farm,
I've got a dog and a cat on my farm,
I've got a dog and a cat on my farm,
And I've got a donkey.

I've got a duck and a hen on my farm,
I've got a duck and a hen on my farm,
I've got a duck and a hen on my farm,
And I've got a donkey.

Page 45 I've got a moo and a baa on my farm,
 2.64 I've got a moo and a baa on my farm,
I've got a moo and a baa on my farm,
And I've got an ee-aw.

I've got a woof and a miaow on my farm,
I've got a woof and a miaow on my farm,
I've got a woof and a miaow on my farm,
And I've got an ee-aw.

I've got a quack and a cluck on my farm,
I've got a quack and a cluck on my farm,
I've got a quack and a cluck on my farm,
And I've got an ee-aw.

Page 49 I've got a dog, I've got a dog,
 2.40 Come here, good boy,
I've got a dog.


Let's feed the dog, let's feed the dog,
Come here, good boy,
Let's feed the dog.

Let's brush the dog, let's brush the dog,
Come here, good boy,
Let's brush the dog.

Let's walk the dog, let's walk the dog,
Come here, good boy,
Let's walk the dog.

Let's stroke the dog, let's stroke the dog,
Come here, good boy,
Let's stroke the dog.

Unit 7

Page 55 Hop, hop, hop. Hop, hop, hop!
 2.51 One, two, three. Look at me!

Run, run, run. Run, run, run!
One, two, three. Look at me!

Jump, jump, jump. Jump, jump, jump!
One, two, three. Look at me!

Fly, fly, fly. Fly, fly, fly!
One, two, three. Look at me!

Stop now please. Stop now please!
Three, two, one. That was fun!

Page 59 Exercise is lots of fun,
2.59 You can walk or you can run.
Kick a ball, climb a tree,
Ride a bike or hop like me!

Jump, jump, jump, up and down!
Touch your toes and turn around!
Jump, jump, jump, up and down!
Touch your toes and turn around!

Exercise is lots of fun,
You can walk or you can run.
Kick a ball, climb a tree,
Ride a bike or hop like me!

Unit 8

Page 63 I've got shoes and socks,
3.2 I've got trousers too,
Jumper, hat, skirt and dress,
Clothes for me and you.

Page 67 Stamp your feet, stamp your feet,
3.10 If you're wearing something BLUE!
If you're wearing something blue.
Clap your hands, clap your hands,
If you're wearing something RED!
If you're wearing something red.
Slap your legs, slap your legs,
If you're wearing something GREEN!
If you're wearing something green.
Tap your nose, tap your nose,
If you're wearing something BLACK!
If you're wearing something black.



Unit 9

Page 71 Knock, knock, knock,
3.17 Run and hide.
Knock, knock, knock,
Look inside.
Bathroom, bedroom, kitchen, where?
Living room, garage ... You're in there!

Page 75 We're in the kitchen, washing up,
3.24 We're in the kitchen, washing up,
We're in the kitchen, washing up,
Washing up together!

We're in the bedroom, tidying up,
We're in the bedroom, tidying up,
We're in the bedroom, tidying up,
Tidying up together!

We're in the bathroom, cleaning up,
We're in the bathroom, cleaning up,
We're in the bathroom, cleaning up,
Cleaning up together!

Everything is tidy. We can play!
Everything is tidy. We can play!
Everything is tidy. We can play!
We can play together!

Page 82 Stars and bells, stars and bells,
3.35 Robins and a tree.
Here's a card on Christmas Day,
With love to you from me!
Oh! Stars and bells, stars and bells,
Robins and a tree.
Here's a card on Christmas Day,
With love to you from me!

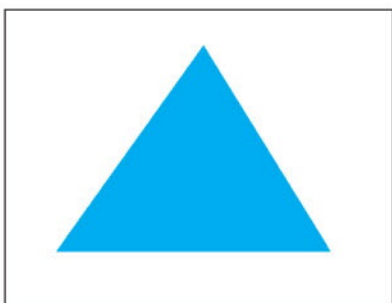


Starters

Let's practise!

1 Look, read and circle. There is one example.

1




a square

a triangle

a circle

2




an orange

a yoghurt

a banana

3



a woman

a man

a girl

4




a cake

a sandwich

a biscuit

5



a fizzy drink

an apple

a carrot

6



a man

a girl

a boy


Starters Reading & Writing

Look and read. Put a (✓) or a cross (X) in the box.
There are two examples.

Examples



This is a triangle.



This is a fizzy drink.



Questions


1



This is a girl.




2



This is an apple.




3



This is a banana.



4



This is a yoghurt.



5













This is a woman.





Starters Let's practise!

1 Listen and write the numbers. There is one example.  3.38


				
			 1	

2 Listen and colour. There is one example.  3.39



Starters Listening

Listen and colour. There is one example.  3.40






Starters

Let's practise!

1 Listen and point to the things in the picture.  3.41




2 Look, listen and answer. There is one example.  3.42

1



2



3



4



5



6



Starters Speaking

Listen and point to the things in the picture.  3.43



Point to the things in the picture. Ask and answer.

What's this?

It's a ...

What colour is it?

It's ...

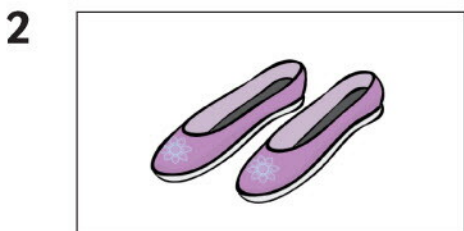


Starters Let's practise!

1 Look at the pictures and read the words.
Look at the letters. Draw lines. There is one example.



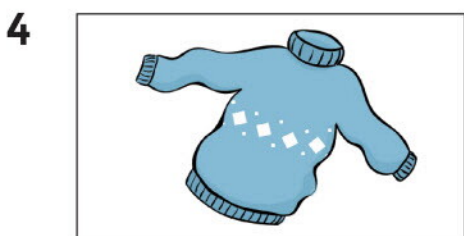
shoes



jumper



dress



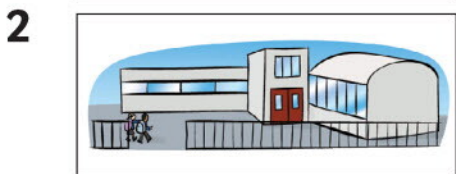
socks



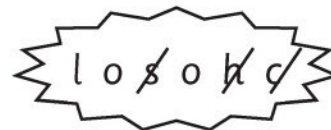
2 Look at the pictures. Look at the letters.
Complete the words. There is one example.



h o u _ _



s c h _ _ _



s h _ _



p _ _ _



Starters Reading & Writing

Look at the pictures. Look at the letters.
Write the words. There is one example.

Example



m o u t h



Questions

1






2






3






4





5





OXFORD
UNIVERSITY PRESS

Great Clarendon Street, Oxford, OX2 6DP, United Kingdom
Oxford University Press is a department of the University of Oxford.
It furthers the University's objective of excellence in research, scholarship,
and education by publishing worldwide. Oxford is a registered trade
mark of Oxford University Press in the UK and in certain other countries

© Oxford University Press 2011

The moral rights of the author have been asserted

First published in 2011

2015 2014 2013 2012 2011

10 9 8 7 6 5 4 3 2 1

No unauthorized photocopying

All rights reserved. No part of this publication may be reproduced, stored
in a retrieval system, or transmitted, in any form or by any means, without
the prior permission in writing of Oxford University Press, or as expressly
permitted by law, by licence or under terms agreed with the appropriate
reprographics rights organization. Enquiries concerning reproduction outside
the scope of the above should be sent to the ELT Rights Department, Oxford
University Press, at the address above

You must not circulate this work in any other form and you must impose
this same condition on any acquirer

Links to third party websites are provided by Oxford in good faith and for
information only. Oxford disclaims any responsibility for the materials
contained in any third party website referenced in this work

ISBN: 978 0 19 444228 2

Printed in China

This book is printed on paper from certified and well-managed sources

ACKNOWLEDGEMENTS

Main illustrations by: Gustavo Mazali.

Other illustrations by: Beccy Blake pp.7, 15, 23, 33, 41, 49, 59, 60–61, 67, 75;
Judy Brown pp.88, 89, 90, 91, 92, 93, 94, 95; John Haslam pp.28, 54, 80; Maria
Maddocks/The Organisation pp.42–43; Dusan Pavlic/Beehive Illustration
pp.26 (bottom), 36 (bottom), 44 (bottom); Andres Martinez Ricci/The
Organisation pp.10 (top), 18 (top), 26 (top), 36 (top), 44 (top), 52 (top), 62 (top),
70, 78; Mark Ruffle pp.24–25 (sugar spoons), 76.

Cover by: Gustavo Mazali.

Commissioned photography by: Gareth Boden pp.9, 17, 25, 35, 43, 51, 61, 69, 77;
Phil James pp.8–9 (shapes), 34–35; MM Studios pp.24–25, 34–35.

The Publishers would also like to thank the following for their kind permission to reproduce
photographs and other copyright material: Akg-images p.69 (Wind/Georges Barbier/
1925); Alamy pp.18 (Emir/Michael Prince/Corbis Flirt, Jacob/Ken Gillespie
Photography, Dan and Sarah/Myrleen Pearson, Maria/Heide Benser/Corbis Cusp),
27 (Rebecca/Alex Segre, Haluk/Ronnie Kaufman/Corbis Bridge), 52 (Jacob/Ken
Gillespie Photography, Dan/Myrleen Pearson, Maria/Heide Benser/Corbis
Cusp, puppies/PVStock.com), 62 (ride a bike/Dennis MacDonald), 76 (shop/
Robert Slade/Manor Photography, bus stop/Jeff Morgan 02), 77 (cinema/Tracey
Fahy, house/Robert Brook/Photofusion Picture Library), 79 (Mae/Anders Ryman/
Corbis Nomad, Emilio/Jon Arnold Images Ltd, Ruth/Scot T. Smith/Danita
Delimont, Agent, Hiroko/Tibor Bogнар); Ardea pp.50 (chicken/John Daniels,
horse/Arco Images GmbH), 51 (dog/Jean Michel Labat); The Bridgeman Art
Library pp.16 (*More Haste Less Speed*, 1899, Elsley, Arthur John (1861–1952)/Fine
Art of Oakham Ltd., Leicestershire, UK; *Street Arabs at Play*, 1890 (oil on canvas),
Stanley, Dorothy, nee Tennant (1855–1926)/© Lady Lever Art Gallery, National
Museums Liverpool), 17 (*The Hornby Train*, 1951–53, Rogers, Claude Maurice
(1907–79)/Private Collection; *Family in the Park*, 1999 (oil on canvas), Bootman,
Colin (Contemporary Artist)/Private Collection) 68 (Sudden Shower at Atake,
from the series *One Hundred Views of Famous Places in Edo* (colour woodblock
print), Hiroshige, Ando or Utagawa (1797–1858)/Private Collection/Photo
© Christie's Images; *Clouds* (oil on canvas), Gotch, Thomas Cooper (1854–1931)
Private Collection/Photo © The Maas Gallery, London; *Bitter Cold* (oil on canvas),
Nichols, Dale William (1904–1995) Private Collection/Photo © Christie's
Images; *The Sun*, 1910–16 (mural), Munch, Edvard (1863–1944)/University of
Oslo, Norway/© DACS); Corbis p.50 (cat/Yann Arthus-Bertrand); Getty Images
pp.27 (Linda/Erin Patrice O'Brien/The Image Bank, Isabel/Tony Anderson/Taxi),
51 (sheep/Julia Thorne/Robert Harding World Imagery), 53 (Caleb/Insy Shah/
Gulfimages, Li/Sean Justice/Riser, Sally/LWA/The Image Bank, Meg/Ann
Cutting/Botanica, horse/Martin Ruegner/Photographer's Choice, duck/Mark
Harwood/Iconica), 60 (toddler/Martin Ruegner/Photographer's Choice, 4 year
old/Peter Cade/Stone), 61 (boy swimming/Laurence Monneret/Taxi, 7 year old/
Michael Malyszko/Taxi), 62 (eagle/Tom Murphy/National Geographic, read/
Bruce Laurance/The Image Bank, swim/David Madison/Stone, draw/John
Bradley/Stone, write/Anne Rippy/The Image Bank, juggle/Andreas Stirnberg/
Photographer's Choice), 76 (park/Bob Scott/Photonica), 78 (mother/Garry
Wade/Taxi, grandmother/Zia Soliel/Iconica, boy in hall/Vanessa Davies/Dorling
Kindersley, boy in garage/Tim Kitchen/The Image Bank); Oxford University
Press pp.18 (Ella), 27 (London, Rio, Cape Town, Istanbul), 52 (Ella, goats, chicks,
cows), 53 (cow), 62 (hop), 70, 78 (father, grandfather, girl in kitchen, girl in
garden); Photolibrary p.53 (huskie/Alexey Gnilenkov/Age footstock); Rex
Features p.77 (school/Andrew Price).

2nd EDITION

INCREDIBLE ENGLISH



Author **Sarah Phillips** is an expert in **CLIL** (Content and Language Integrated Learning) and how the brain learns.

"The more children interact with the materials, the teacher and each other, the more they will learn."

Walk into an **INCREDIBLE ENGLISH** classroom and there is a buzz ... you could find children acting out a story, using a Venn diagram or finishing a project **confidently in English**.

All levels have an incredible range of support items to help children interact with English in many fun ways.

This second edition gives the class even more ...

- ★ A new **Starter Level**
- ★ More **support for storytelling**
- ★ More **reading texts** and personalized **writing tasks**
- ★ More support for the **Cambridge YLE Tests** with a **NEW testing programme**
- ★ More **skills development activities** for speaking and writing
- ★ More **grammar practice** and **language support**

Oxford › making  sense

Levels 1–6 of **Incredible English 2nd Edition** have:

- ★ Class Book
- ★ Activity Book
- ★ Teacher's Book
- ★ Class Audio CDs
- ★ Oxford iTools: Digital Classroom Resources
- ★ Teacher's Resource Pack: Norton the puppet (levels 1 & 2), Cross-curricular posters (from level 3), Flashcards, Photocopy masters book, Story frames book, Text cards
- ★ DVD & DVD Activity Book

OXFORD
UNIVERSITY PRESS

www.oup.com/elt

ISBN 978-0-19-444228-2



9 780194 442282